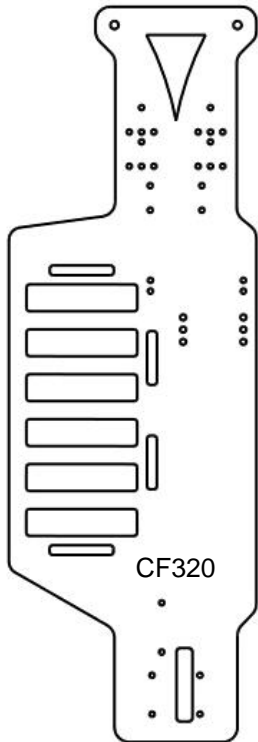
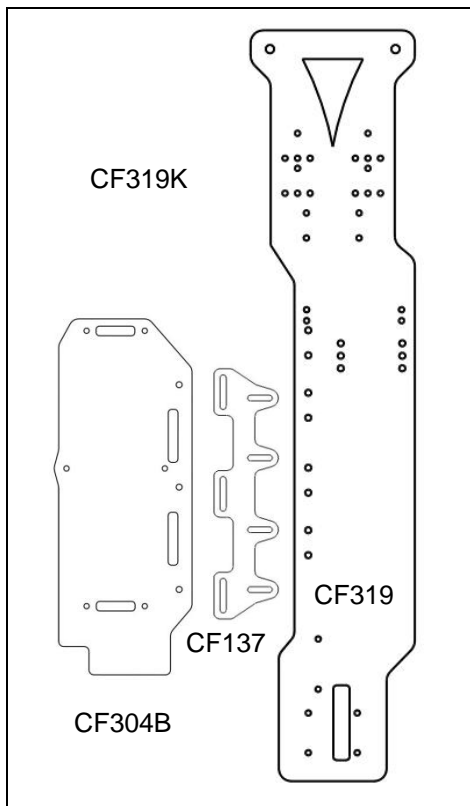


# CW DIRECT DRIVE OVAL BATTERY SLIDER CHASSIS CONVERSION KIT

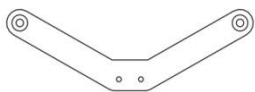
## CW DIRECT DRIVE OVAL SOLID CHASSIS



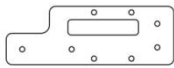
CF319K BATTERY SLIDER KIT 2.5mm		86.00
CF319K3 BATTERY SLIDER KIT 3.0mm		92.00
CF319 CHASSIS		1
CF304B BATTERY TRAY		1
CF137 BATTERY TRAY BRACE		1
F4037 4-40 FHCS		7
F4001S 4-40 HEX NUT		7
F4002 #4 WASHER		7
CF320 SOLID CHASSIS 2.5mm		65.00
CF320-3 SOLID CHASSIS 3.0mm		73.00
CF321 REAR SHOCK TOWER PRO COMP		15.00
CF322 REAR TOP PLATE		11.00
CF323 REAR BODY MOUNT		12.00
CF304T TOP PLATE KIT BATTERY TRAY		17.00
CF138K EDM BODY MOUNT KIT		11.00
B220 EDM BODY PER DODC		32.00



CF304T



CF323



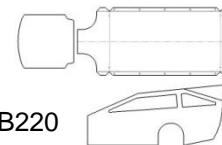
CF322



CF321



CF138K



B220

**CUSTOM CHASSIS SYSTEMS**  
 TIM DIPENTI  
 169 PETERSON RD  
 RUSSELL, PA 16345  
 tadipenti@verizon.net

[www.ccscustomparts.com](http://www.ccscustomparts.com)

These chassis were designed to work with CW Intimidator and intimidator Pro Comp cars. The rear shock tower will work with touring car shocks and will fit both cars. The solid chassis is 1/2 wider along with the battery slots and has holes to mount the EDM body mount. The battery slider version works great for small adjustments for under and over steer conditions.